



# MELT & POUR SOAP INSTRUCTIONS

1



Safely cut soap base into bite size pieces

2



Melt soap gradually, ensuring soap melts evenly and does not boil over

3



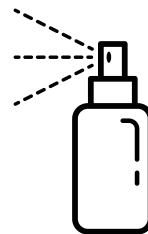
Add fragrances/colour/additives and mix

**Use up to 2% additives**

4



Working quickly, pour soap base into a soap mould



Spray alcohol to remove bubbles